


MOSAIC GLASS MOSAIC - ARROW



DPE10 (48X148)

Chip Size : 48 x 148 x 6mm
Sheet Size : 265 x 302mm



DPE70 (48X148)

Chip Size : 48 x 148 x 6mm
Sheet Size : 265 x 302mm



DPE99 (48X148)

Chip Size : 48 x 148 x 6mm
Sheet Size : 265 x 302mm



DPE67 (48X148)

Chip Size : 48 x 148 x 6mm
Sheet Size : 265 x 302mm



DPE45 (48X148) - SIL

Chip Size : 48 x 148 x 6mm
Sheet Size : 265 x 302mm




MOSAIC GLASS MOSAIC - SQUARE



FDDPE10 (100 x 100)

Chip Size : 100 x 100 x 14mm
Sheet Size : 306 x 306mm




FDDPE99 (100 x 100)

Chip Size : 100 x 100 x 14mm
Sheet Size : 306 x 306mm



FDDPE67 (100 x 100)

Chip Size : 100 x 100 x 14mm
Sheet Size : 306 x 306mm




FDDPE45 (100 x 100)

Chip Size : 100 x 100 x 14mm
Sheet Size : 306 x 306mm




FDDPE10 (100 x 100)-P

Chip Size : 100 x 100 x 8mm
Sheet Size : 306 x 306mm



FDDPE67 (100 x 100)-P

Chip Size : 100 x 100 x 8mm
Sheet Size : 306 x 306mm



FDDPE45 (100 x 100)-P

Chip Size : 100 x 100 x 8mm
Sheet Size : 306 x 306mm



MOSAIC GLASS MOSAIC - HEXAGON




LDY01-GE

Chip Size : 73 x 84 x 11.3mm
Sheet Size : 302 x 262mm




LDY45-GE-SIL

Chip Size : 73 x 84 x 11.3mm
Sheet Size : 302 x 262mm




LDY47-GE

Chip Size : 73 x 84 x 11.3mm
Sheet Size : 302 x 262mm




LDY70-GE

Chip Size : 73 x 84 x 11.3mm
Sheet Size : 302 x 262mm



LDY67-GE

Chip Size : 73 x 84 x 11.3mm
Sheet Size : 302 x 262mm

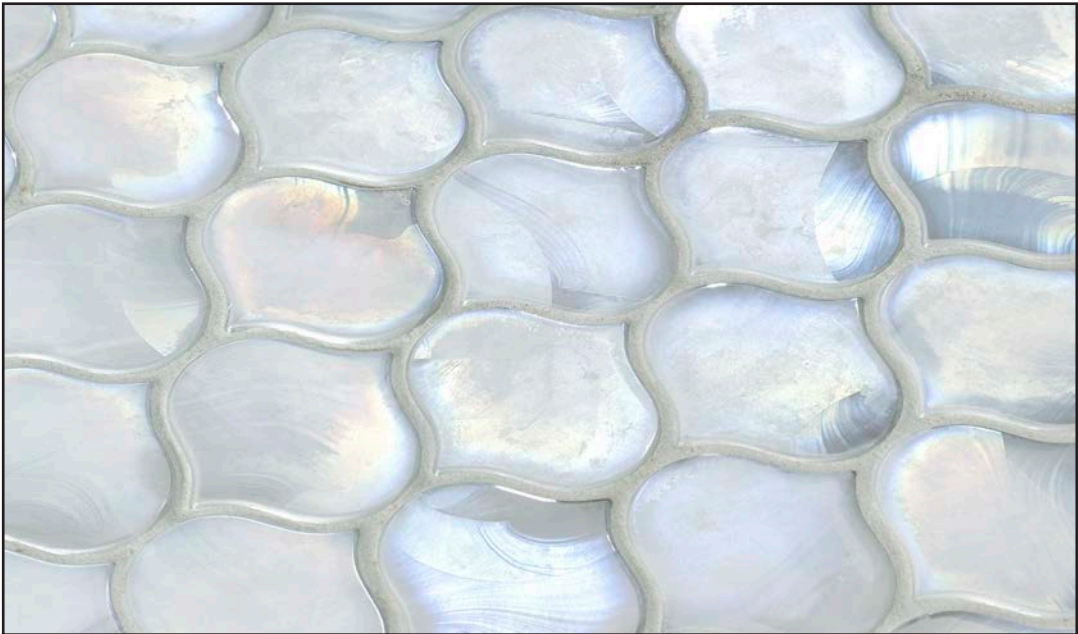


LDY99-GE

Chip Size : 73 x 84 x 11.3mm
Sheet Size : 302 x 262mm



MOSAIC GLASS MOSAIC - LANTERN



DTAE10A
Sheet Size : 261 x 221mm



DTA45
Sheet Size : 261 x 221mm



MOSAIC GLASS MOSAIC - RHOMBUS



FDPE01

Chip Size : 75 x 118 x 9.6mm
Sheet Size : 312 x 249mm



FDPE45-SIL

Chip Size : 75 x 118 x 9.6mm
Sheet Size : 312 x 249mm




FDPE47

Chip Size : 75 x 118 x 9.6mm
Sheet Size : 312 x 249mm




FDPE70

Chip Size : 75 x 118 x 9.6mm
Sheet Size : 312 x 249mm



FDPE67

Chip Size : 75 x 118 x 9.6mm
Sheet Size : 312 x 249mm




FDPE99

Chip Size : 75 x 118 x 9.6mm
Sheet Size : 312 x 249mm



MOSAIC GLASS MOSAIC - STRIPE



JLEH01

Chip Size : 21 x 250 x 7mm
33 x 250 x 7mm
46 x 250 x 7mm
Sheet Size : 253 x 215mm



JLEH45-SIL

Chip Size : 21 x 250 x 7mm
33 x 250 x 7mm
46 x 250 x 7mm
Sheet Size : 253 x 215mm




JLEH47

Chip Size : 21 x 250 x 7mm
33 x 250 x 7mm
46 x 250 x 7mm
Sheet Size : 253 x 215mm



JLEH67

Chip Size : 21 x 250 x 7mm
33 x 250 x 7mm
46 x 250 x 7mm
Sheet Size : 253 x 215mm




JLEH99

Chip Size : 21 x 250 x 7mm
33 x 250 x 7mm
46 x 250 x 7mm
Sheet Size : 253 x 215mm




MOSAIC GLASS MOSAIC - PYRAMID MIX




MJL01-48148

Chip Size : 48 x 148 x 6.4mm
48 x 148 x 11.9mm
Sheet Size : 303 x 301mm




MJL45-SIL-48148

Chip Size : 48 x 148 x 6.4mm
48 x 148 x 11.9mm
Sheet Size : 303 x 301mm




MJL47-48148

Chip Size : 48 x 148 x 6.4mm
48 x 148 x 11.9mm
Sheet Size : 303 x 301mm




MJL70-48148

Chip Size : 48 x 148 x 6.4mm
48 x 148 x 11.9mm
Sheet Size : 303 x 301mm



MJL67-48148

Chip Size : 48 x 148 x 6.4mm
48 x 148 x 11.9mm
Sheet Size : 303 x 301mm



MJL99-48148

Chip Size : 48 x 148 x 6.4mm
48 x 148 x 11.9mm
Sheet Size : 303 x 301mm



MOSAIC GLASS MOSAIC - MIX AND MATCH



GLASS AND MARBLE



JLES-A

Chip Size : 120 x 62 x 8mm

92 x 82 x 8mm

Sheet Size : 244 x 242mm



MOSAIC GLASS MOSAIC - MIX AND MATCH



GLASS AND MARBLE



JLES-D

Sheet Size : 299 x 223 x 6mm



MOSAIC GLASS MOSAIC - MIX AND MATCH



GLASS AND CRYSTAL



JLES-K-2

Chip Size : 75 x 118 x 9.6mm
184 x 15 x 6mm
166 x 15 x 6mm
Sheet Size : 272 x 185 x 6mm



JLES-K-1

Chip Size : 75 x 118 x 9.6mm
184 x 15 x 6mm
166 x 15 x 6mm
Sheet Size : 272 x 185 x 6mm



MOSAIC GLASS MOSAIC - CROSS



IC-4674A

Chip Size : 45.8 x 45.8mm
33 x 33mm

Sheet Size : 288 x 288 x 6mm



IC-4674B

Chip Size : 45.8 x 45.8mm
33 x 33mm

Sheet Size : 288 x 288 x 6mm



IC-4674C

Chip Size : 45.8 x 45.8mm
33 x 33mm


Sheet Size : 288 x 288 x 6mm



IC-4675A

Chip Size : 45.8 x 45.8mm
33 x 33mm


Sheet Size : 288 x 288 x 6mm



OIC-4601

Chip Size : 45.8 x 45.8mm
33 x 33mm

Sheet Size : 288 x 288 x 6mm



OIC-4602A

Chip Size : 45.8 x 45.8mm
33 x 33mm

Sheet Size : 288 x 288 x 6mm



MOSAIC MURAL



JAM769A
1000 x 2500mm



JP1021
600 x 2400mm



JP959
3840 x 1790mm




JP961
1820 x 1420mm



JP1013
3130 x 2080mm

MOSAIC SWIMMING POOL




JV462

6000 x 20000mm



JV312

2600 x 6500mm




JV306

25020 x 11480mm



JV468

6000 x 20000mm



JV474

6800 x 20000mm